

THE SERIAL CLEANERS

STOP WONDERING START CLEANING



QUICK START USER GUIDE
BEBOT

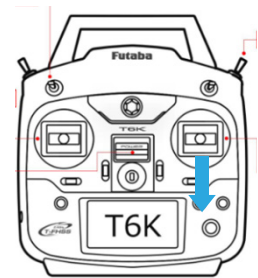
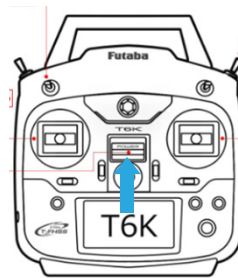
BEFORE FIRST USE

Charging

Open the side panels of the box to access the Bebot. **Do not unload.**
Charge the Bebot overnight, batteries must be charged 100% before first use.

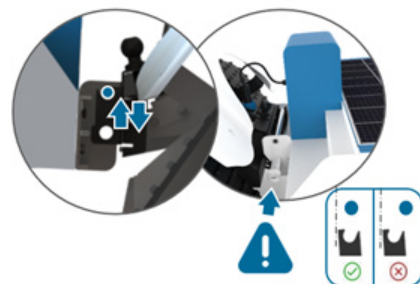

Starting the BeBot

1. Make sure the batteries are plugged to the system
2. Turn the red button on, at the top of the X-Bot. An Orange light will flash.
3. **Always turn off the remote when stepping in the "working area" (2m around BeBot)**
4. Turn on the remote by pushing the silver center button upwards. The remote will beep
5. Push the right stick downwards (one short push): the remote will connect to the X-Bot



Attaching the sand sifter


1. Align both X-Bot palette and Sand Sifter palette.
2. Move the Xbot backward to align the sand sifter docking systems and the Xbot.
Warning: Never plug or unplug the Sand Sifter when Xbot is on
3. Turn off the X-Bot, plug the Sand sifter cable at the back of the Xbot.
4. Turn the X-Bot on again.
Don't go forward with the X-bot to the risk of tearing the cable out.
5. Lock the docking systems together, using the right stick of the remote to go upwards and downwards.
6. Once the sifter is locked, place the pin in.



Unloading the Bebot

Ramps are supplied to allow a safe descent of the Bebot from the pallets

Raise the sifter to the maximum height and drive of the palette using the ramp.



Storage

Strictly store the Bebot in a **dry environment**, with a temperature between **5 to 30°C // 41 to 86°F**. During storage, battery must be recharged every 3-5 weeks to prevent battery damage. **Do not leave the batteries discharged for more than 48h.**

After each use clean the Bebot:

- We recommend using an air blower to remove the sand easily.
- **Water can be used. Do not spray water on the electronics box and batteries**



Batteries



electronic box

Safety rules

- Make sure you are clear from the working area, 2 meters around the Bebot
- If you need to get in the working area, wear safety shoes and gloves.
- Do not lay under the sand sifter when it is in up position.
- Do not open the rear door of the sand sifter when it is in downward position.

THE SEARIAL CLEANERS

STOP WONDERING START CLEANING

AFTER SALES CONTACT

Email : aftersales@searial-cleaners.com

Adress :
ROTAX MARINE
ZI LE MARAIS - Rue de l'Industrie
01460 PORT



www.searial-cleaners.com